

## Spadina Wavedeck

location

Toronto, Canada

client




Waterfront Toronto

partners

DTAH (joint venture)

consultants

Halsall Associates, Schollen & Company, Mulvey + Banani, David Dennis Design



Spadina WaveDeck is the first in a series of timber structures that explore variations of a simple articulation in the change in level between Queens Quay Boulevard and Lake Ontario along the Toronto Central Waterfront. Responding to the current pinch-points where the streetscape meets the water's edge, a new public space gateway is created where the city kisses the lake, inspired by the sinuous contours of the shoreline of the Canadian lakefront.

The geometry of the WaveDeck is carefully conceived using playful curves that are constantly changing to create ledges for seating and new routes to access the water's edge. It allows for different vantage points and ultimately different experiences with both the lake and the city.

See also [Simcoe Wavedeck](#) and [Rees Wavedeck](#)

The wavedecks are just one part of Waterfront Toronto's award-winning design for the central waterfront. The plan also includes a continuous water's edge promenade and boardwalk; a series of pedestrian footbridges connecting major attractions on the waterfront.